



The Economic Brief



A Periodical Brief Issue of Gen. Adm. For Research and Statistics –Central Bank of Sudan

Issue No: 229

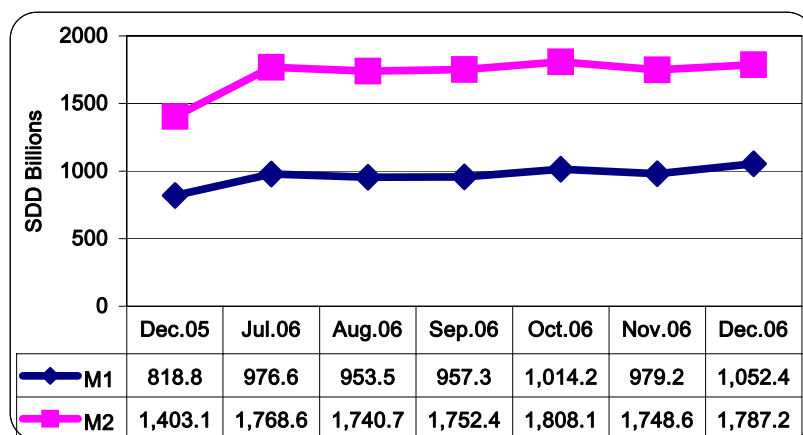
Reporting period: 1 -31/01/2007

(1) Monetary Indicators

(SDD Billion)

Indicator \ Period	Sep 2006	Oct 2006	Nov 2006	Dec 2006
Broad money	1,752.4	1,808.1	1,748.6	1,787.2
Currency with public	427.0	475.6	449.5	535.5
Demand deposits	530.3	538.6	529.7	516.9
Quasi money	795.1	793.9	769.4	734.8
Total banks assets (liabilities)	2,340.9	2,402.9	2,314.6	2,314.4
Total banks finance	1,099.7	1,111.8	1,110.4	1,114.0
Total banks deposits	1,295.8	1,327.5	1,268.0	1,230.4
Demand deposits/ broad money	30.3%	29.8%	30.3%	28.9%
Currency with public/ broad money	24.4%	26.3%	25.7%	30.0%
Quasi money/ broad money	45.3%	43.9%	44.0%	41.1%
Total banks finance / deposits	84.9%	83.7%	87.6%	90.5%

(2) Liquidity Position During (Dec. 2005 – Nov. 2006)



(3) Banks Deposits*

(SDD Billion)

Particulars	28/12/2006		31/01/2007	
	Local	Foreign	Local	Foreign
Deposits				
Current	486.0	83.3	509.7	91.4
Saving	69.6	1.4	73.3	1.2
Investment	413.0	107.4	417.9	105.5
Margin on L/Cs - L/Gs	13.4	65.8	12.5	67.7
Others	5.9	0.0	4.5	0.0
Sub total	987.9	257.9	1,017.9	265.8
Total	1,245.8		1,283.7	

* Primary data. Include resident & non resident deposits.

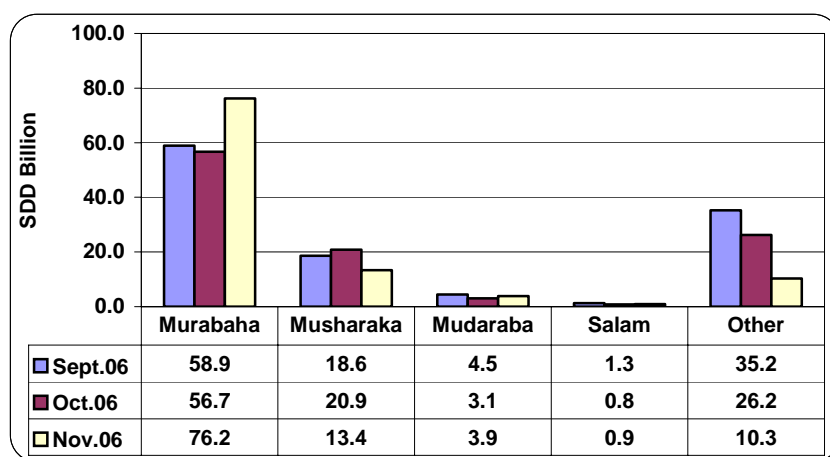
(4) Banks Finance during (1-31/01/2007)

(A) Murabaha weighted average profit margin 11.4% and Musharaka weighted average share 38.3%.

(B) Murabaha profit margins ranged between 8.0% (Abu Dhabi Bank) & 18.0% (Exports Dev. Bank, Al-Shamal Bank and Agricultural Bank)

(C) Musharaka shares ranged between 10.0% (Exports Dev. Bank, Faisal Bank, Sudanese Franch Bank and Al-Shamal Bank) & 90.0% (Faisal bank).

(D) Flow of Commercial Banks Finance by Modes of Finance during (September – November 2006)



(E) Flow and Balance of banks Finance (local-currency) by sectors during November 2006

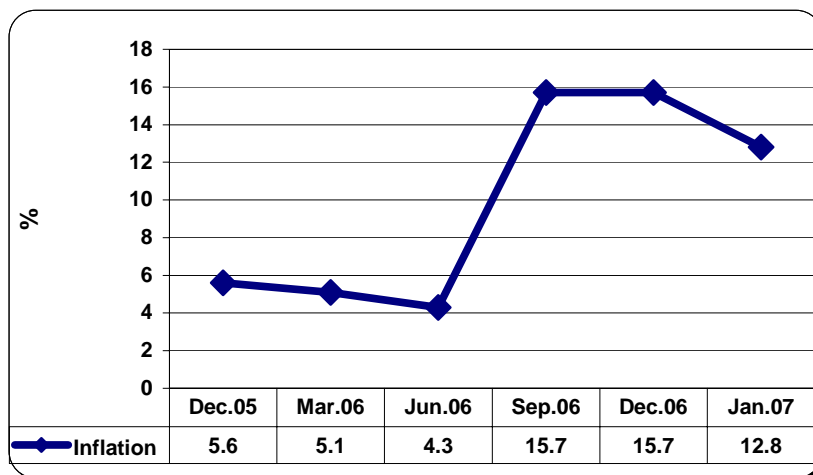
(SDD Billion)

Sectors	Flow	Percent %	Stock	Percent %
Agriculture	10.4	9.9	92.2	11.2
Industry	8.5	8.1	77.8	9.4
Local Trade	12.1	11.6	200.5	24.3
Exports	3.8	3.6	35.5	4.3
Imports	4.3	4.1	16.3	2.1
Transport and Storage	33.1	31.6	82.6	10.0
Others	32.5	31.1	319.0	38.7
Total	104.7	100.0	823.9	100.0

(5) Inflation Rate :

Inflation rate decreased from 15.7% by the end of December 2006 compared with 12.8% by the end of January 2007.

The Inflation rates by the end of month (December 2005 – January 2007)



(6) Exchange Rate

The exchange rate for US Dollar against the Sudanese Dinar in Central Bank of Sudan, Commercial Banks and Exchange Bureaus as at 31 January 2007 :

(A) Central Bank of Sudan

(SDD)

Buying Rate	200.31
Selling Rate	201.31

(B) Commercial Banks and Exchange Bureaus

(SDD)

Particulars	Buying Rate		Selling Rate		Most Prevalent Rate	
	Higher	Lower	Higher	Lower	Buying	Selling
Commercial Banks	202.00	200.00	202.80	200.70	201.20	202.00
Exchange Bureaus	201.31	201.00	202.11	201.80	201.00	201.80

*Animal resources Bank registered the highest selling and buying rates, whereas Financial Investment bank registered the lowest buying selling rates.

* Rafa, Larie, Elhgra, Elemarat Express Bureau registered the highest buying and selling rates , whereas Lira ,Dinar ,Bab-elmamdab, Elymama ,Algowmia ,Elaros , Elrayed, Elaman & Argeen Bureau registered the lowest buying and selling rates.

(7) The Foreign Exchange Dealing Room

(US\$ Million)

Period	Purchases	Sales
1/01/2007-31/01/2007	4.16	341.2

Summary of Foreign Exchange Dealing Room (2006-2007)

(US\$ Million)

Month	1/1-31/01/2006	1/1-31/01/2007	Change	Percentage %
Purchases <input type="checkbox"/>	66.74	4.16	62.6-	94-%
Sales <input type="checkbox"/>	70.81	327.43	256.6	362%
Net position <input type="checkbox"/>	4.1	323.3	319.2	7,854%

* The first largest seller during the period was Animal resources bank (US\$ 3.0 million, about 72% of total purchases)

* The second largest seller during the period was The Ministry of Foreign affairs (US\$ 500 th, about 12 % of total dealing room purchases)

* The first largest buyer during the period was Alamman Bureau (US\$ 41.8 million, about 13% of total dealing room sales)

* The second largest buyer during the period was Omdurman national bank (US\$ 25.0 million, about 8% of total sales) .

(8) Balance of Payments during 2006

(U.S Million)

Particular	Period	
	2 st Quarter	3 rd Quarter
Current Account (1+2)	-1,271.93	-1,073.63
1. Trade Balance	-601.37	21.36
2. Service Income and Transfers Account (Net)	-670.56	-1,094.99
Current Account and Capital Account	1,895.58	1,435.63
Error and Omissions	-234.01	-574.16
Overall Balance	389.64	-212.16

(9) Stock Dealing Position

(A) Government Musharaka Certificates (GMCs) During the period (1-30/01/2007)

Particulars	No. of Certificates	Value (SDD Million)
Certificates Position at beginning of period	6,447,407.00	6,447,407.00
Issued certificates	99,514.00	4,975.70
Liquidated certificates	-	-
Position as at end of period	6,546,921.00	327,346.05

Source: Sudan Financial Services Company

(B) Central Bank Ijara Certificates (CICs) During the period (1-30/01/2007)

Particulars	No. of Certificates	Value (SDD Million)
Certificates Position at beginning of period	173,500.00	17,350.00
Issued certificates	61,000.00	6,100.00
Liquidated certificates	5,000	500
Position as at end of period	229,500.00	22,950.00

Source: Sudan Financial Services Company

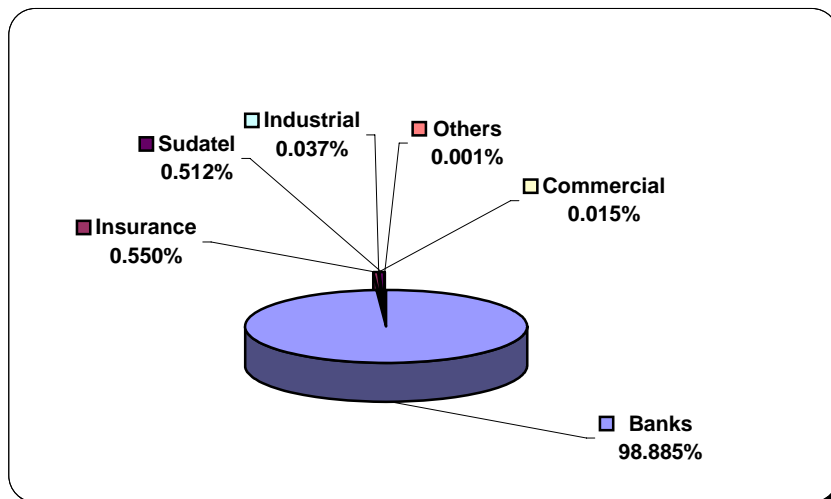
(C) Khartoum Stock Exchange Market Transactions During (1-31/01/ 2006

Transactions took place on shares of 18 companies in the banking, commercial, Industry , Sudatel and others, plus the shares of 6 investment funds.

(1) Trading in Shares

Sector	No. Of Shares	Dealing value (SDD Million)	Percentage %	No. Of contracts
Banking	1,436,849,859	1,108.539	98.885	86
Insurance	7,992,875	80.173	0.550	3
Commercial	223,118	281.260	0.15	11
Industrial	530,422	103.479	0.037	11
Sudatel	7,432,798	4,089.471	0.512	103
Others	17,880	2.057	0.001	2
Total	1,453,046,952	5,664.980	100.00	216

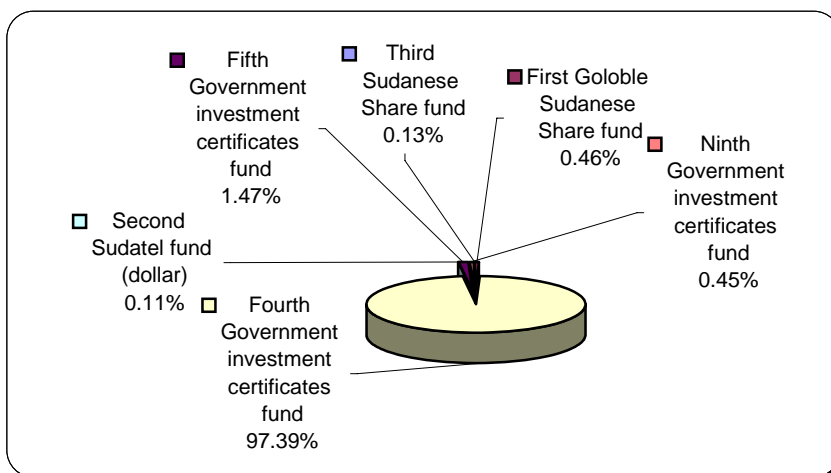
Trading in Shares



(2) Trading in Investment Funds

Certificates	Number of Shares	Dealing value (SDD Million)	Percentage %	Number of contracts
Third Sudanese Share fund	800	0.80	0.13	1
First Goloble Sudanese Share fund	2,824	2.85	0.56	13
Fourth Government investment certificates fund	59,798	598.48	97.49	9
Second Sudatel fund (dollar)	287	0.66	0.11	4
Fifth Government investment certificates fund	900	9.01	1.57	2
Ninth Government investment certificates fund	275	2.75	0.45	5
Total	65,884	614.55	100.0	34

Trading in Investment Funds



(11)Circulars Bank Of Sudan :-

The Banking Organization and Development has issued the following Circulars:

Circular no1/2007 dated January 18/2007 which discussed banking finance & foreign companies operating in Sudan and Sudanese companies in which foreigners are share holders .

Circular no (2/2007) dated January 30/2007 which discussed duties, responsibilities and qualification of Compliance affair.