



The Economic Brief



A Periodical Brief Issue of General Administration of Economic and Statistics -Bank of Sudan

Issue No173

Reporting period: 1 -30/9/2004

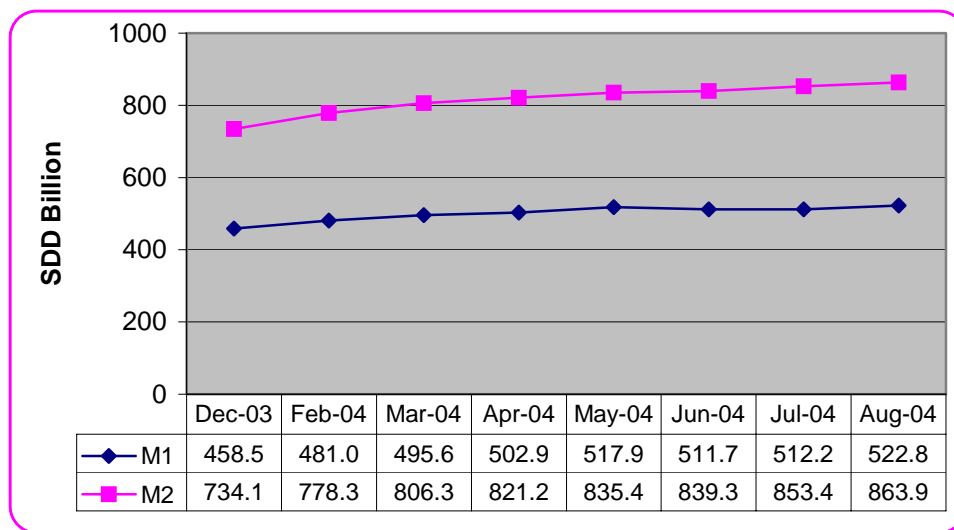
(1) Monetary Indicators*:

(SDD Billion)

The indicator	Dec.03	May. 04	Jun. 04	Jul.04	Aug.04
Broad money	734.1	835.5	839.3	853.4	863.9
Currency with public	240.2	256.9	254.2	249.5	260.4
Demand deposits	218.3	261.0	257.5	262.6	262.4
Quasi money	275.6	317.5	327.6	341.3	341.1
Total assets (liabilities)	789.6	859.2	904.3	902.6	947.0
Total banks finance	294.7	352.7	358.9	359.3	361.3
Total banks deposits	472.7	548.9	553.9	557.6	578.7
Demand deposits/ broad money	29.7%	31.2%	30.7%	30.8%	30.4%
Currency with public/ broad money	32.7%	30.8%	30.3%	29.2%	30.1%
Quazi money/ broad money	37.5%	38.0%	39.0%	40.0%	39.5%
Total banking finance / deposits	62.3%	64.3%	64.8%	64.4%	62.4%

*Excluding the Agriculture ,Elgadarif,and Financial Investments Banks.

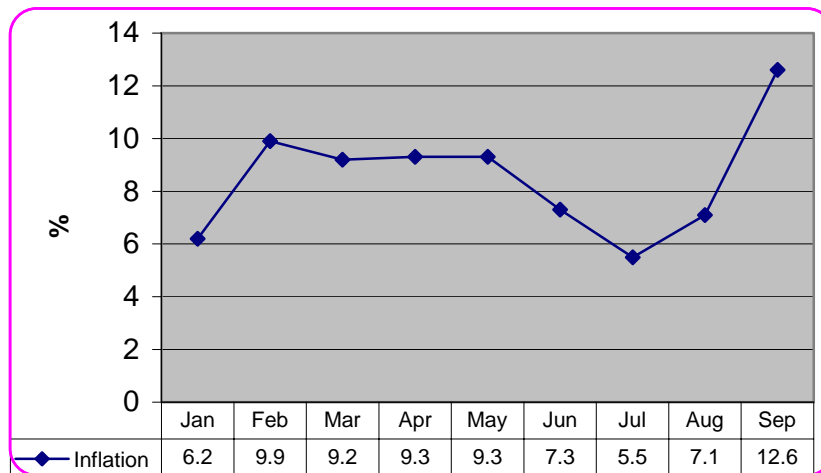
(2) Overall Liquidity Position During Dec.2003- Aug 2004 :



(3) Inflation rate:

The Inflation rate decreased to 12.6% by the end of the second week of Sep.2004 compared with 7.1% by the end of the second week of Aug 2004.

The Inflation rates by the end of the second week during (Jan.- Sep.2004)



(4) Position of Commercial Banks Deposits*:

(SDD Billion)

Particulars	31/8/2004		30/9/2004	
	Local	Foreign	Local	Foreign
Deposits				
Current	247.6	79.7	252.8	86.6
Saving	30.4	1.7	31.0	1.5
Investment	58.9	121.8	60.4	119.8
Margin on L/Cs - L/Gs	7.0	43.9	7.2	44.0
Others	1.8	0.0	1.5	0.0
Sub total	345.7	247.1	352.9	251.9
Total	592.8		604.8	

* Including resident and nonresident deposits.

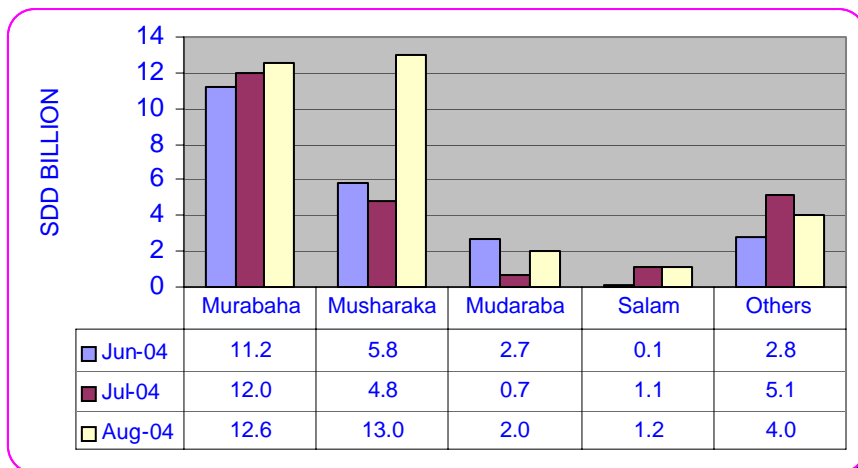
(5) Credit Position During The Period 1-30/9/2004:

(A) Murabaha and Musharaka weighted average rate amounted to 10.4 % and 45.3%.respectively.

(B) Murabaha profit margins rate ranged between 8 % Abudabi national, Animal Resource Bank to 18% (Export Development , Elshamal Islamic Bank).

(C) Musharaka shares ranged between 10 % (Export Development ,Financial investment and Sudanese French Bank) to 80 % (Animal Resource Bank)

(D) Flow of Credit by Mode of Finance During May– Aug.2004:



**(E) Commercial Bank's Finance by Sectors During Jul. 2004:
(Flow and Position)*:**

(SDD Billion)

Sectors	Flow	Percent %	Position	Percent %
Agriculture	4.5	14.0	29.9	12.0
Industry	3.0	9.1	28.9	11.7
Local Trade	8.1	25.1	88.2	35.6
Exports	1.5	4.6	29.8	12.0
Transport and Storage	1.9	6.0	15.4	6.3
Others	13.3	41.2	55.5	22.4
Total	32.3	100.0	247.7	100.0

*In Local currency.

(6) Exchange Rate:

The exchange rate for US Dollar against the Sudanese Dinar in Bank of Sudan, Commercial Banks and Exchange Bureaus as at 30 September.2004 were as follows:

(A) Bank of Sudan:

(SDD)	
Buying Rate	257.71
Selling Rate	259.00

(B) Commercial Banks and Exchange Bureaus:

(SDD)

Particulars	Buying Rate		Selling Rate		Most Prevalent Rate	
	Higher	Lower	Higher	Lower	Buying	Selling
Commercial Banks	260.70	256.90	261.40	257.60	258.70	259.40
Exchange Bureaus	263.20	260.00	264.00	260.70	262.00	262.70

* Abu Dhabi Bank registered the highest selling and buying rates. whereas, Elnilaen Bank registered the lowest buying and selling rates.

* Emirats Bureau registered the highest buying and selling rates , whereas Lira Bureaus registered the lowest buying and selling rates.

(7) Trade Balance During Jan – Mar2004 :-

(US\$ Million)

Items	Oil Exports	Other Exports	Total Exports	Imports	Trade Balance
2002	1510.8	438.3	1949.1	2446.4	-479.3
2003	2047.7	494.5	2542.2	2881.9	-339.7
2004	1291.6	377.4	1669.0	1829.3	-160.3
Jan	183.6	57.1	240.7	306.4	-65.7
Feb	204.1	78.0	282.1	215.0	67.1
Mar	178.9	56.8	335.7	347.9	-112.2
Apr	226.4	72.7	299.1	247.1	25.0
May	254.8	56.2	311.0	359.3	-48.3
June	243.8	56.6	300.4	326.6	-26.2

* Amended Figures.

(8) The Foreign Exchange Dealing Room :

(US\$ Million)

Period	Purchases	Sales
1-27/9/2004	5.04	44.90

The Foreign Exchange Dealing Room Summary (2003-2004):

(US\$ Million)

Particulars	1/1-27/9/2003	1/1-27/9/ 2004	Change	Percentage %
Purchases	91.1	212.7	121.6	133.5
Sales	515.8	487.7	(28.1)	-5.4
Net position	(424.7)	(275.0)	149.6	-35.2

*The 1st largest seller was Omdurman National Bank (US \$ 84.8 million , 40.0 % of total purchases).

*The 1st largest buyer was Abu Dhabi national Bank, (US \$ 94.3 million 19.0% of total sales).

*The 2nd largest buyer during the period was Saudi Bank (US \$78.7 million, 16.0% of total dealing room sales).

(9) Sudanese Oil Exports:

NO. Of Shipment	Date	Quantity *	Price (US \$)**	Value (US \$ Million)	Kind	Imported Country
71/2004	6/9/2004	599,979	30.0	18.0	crude	China
72/2004	3/9/2004	999,963	30.0	30.0	crude	China
73/2004	15/9/2004	597,569	23.23	9.3	crude	China
74/2004	19/9/2004	402,000	23.20	9.3	crude	China
75/2004	13/9/2004	1,017,203	30.0	30.5	crude	China
76/2004	19/9/2004	603,000	25.00	15.1	benzene	emarate

*Quantity of crude oil in Barrel.

** Primary prices

(10) Stock Dealing position:

(A) Central Bank Musharaka Certificates (CMCs) during 1/9 -15/9/2004

*Face value One million Sudanese Dinar

(SDD Billion)

Particulars	No. Of Certificates	Value (SDD Million)
Commercial Banks holdings CMCs at the beginning of the period	10	10
Sold Certificates during the period (+)	0	0
Purchased Certificates during the period (-)	0	0
Commercial Banks Position at the end of the period	10	10

Source: Sudan Financial Services Company

(B) Government Musharaka Certificates (GMCs) As at 30/9/2004 :

Particulars	No. Of Certificates	Value (SDD Million)
<i>Certificates Position at 31 /8/2004</i>	160,545	80,272.5
<i>Issued certificates</i>	0	0
<i>Liquidated certificates</i>	0	0
<i>Position as at 15/9/2004</i>	160,545	80,272. 5

Source: Sudan Financial Services Company

(C) Khartoum Stock Exchange Market (During the period 1-30/9/2004):

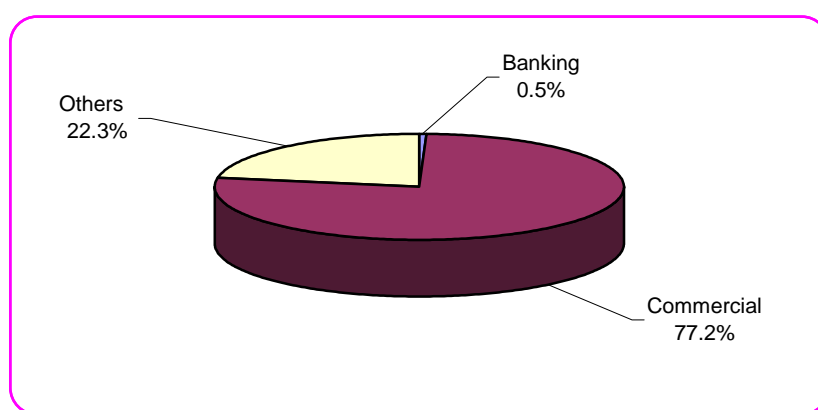
Transactions took place on shares of 13 companies in the banking, commercial , insurance and other sectors.

1-Dealing in Shares:

Sector	No. of Shares	Dealing value (SDD Million)	Percentage %	No. of contracts
Banking	23,919,166	14.1	0.5	43
Commercial	336,220216	2,216.8	77.2	26
Others*	228,346	640.7	22.3	118
Total	360,367,728	2,871.6	100.00	187

* Including : Sudanese cinema Co.& Islamic Development Co.& Sudan Telecommunication Company (Sudatel)

Dealing in Shares.



(11) Bank of Sudan Circulars:

General Administration for Banking Control issued the following circulars:

- 1- Circular No(6/2004), dated 7/9/2004, concerning the criterion of rights of the investment depositors.
- 2- Circular No(7/2004), dated 7/9/2004, concerning the criterion of transparency of profits distribution of Share holders and investment depositors.