



The Economic Brief



A Periodical Brief Issue of General Administration of Economic and Statistics -Bank of Sudan

Issue No168

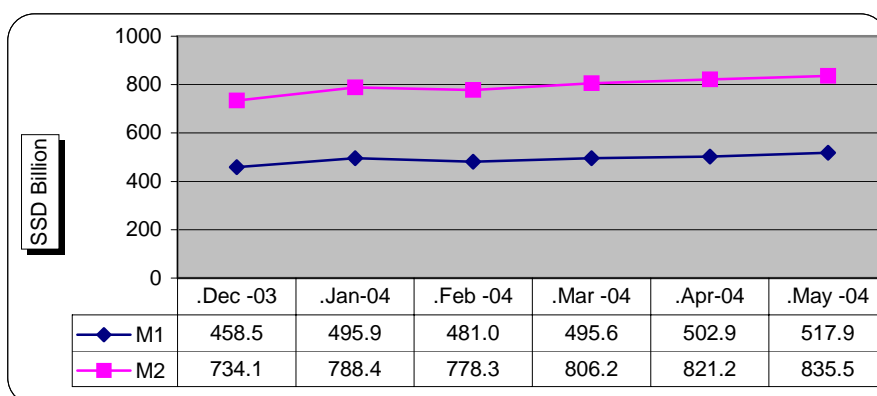
Reporting period: 1 -15/7/2004

(1) Monetary Indicators*:

The indicator	Dec.03	Feb.04	Mar.04	Apr. 04	May. 04
<i>Broad money</i>	734.1	778.3	806.2	821.2	835.5
Currency with public	240.2	252.6	256.1	255.6	256.9
Demand deposits	218.3	228.4	239.4	247.3	261.0
Quazi money	275.6	297.3	310.7	318.3	317.5
Total assets (liabilities)	789.6	818.2	835.1	843.4	859.2
Total banks finance	294.7	313.5	331.8	344.6	352.7
Total banks deposits	472.9	501.9	522.7	532.7	548.9
Demand deposits/ broad money	29.7%	29.3%	29.7%	30.1%	31.2%
Currency with public/ broad money	32.7%	32.5%	31.8%	31.1%	30.8%
Quazi money/ broad money	37.5%	38.2%	38.5%	38.8%	38%
Total banking finance / deposits	62.3%	62.5%	63.5%	64.7%	64.3%

*Excluding the Agriculture, Elgadarif and Financial Investments Banks .

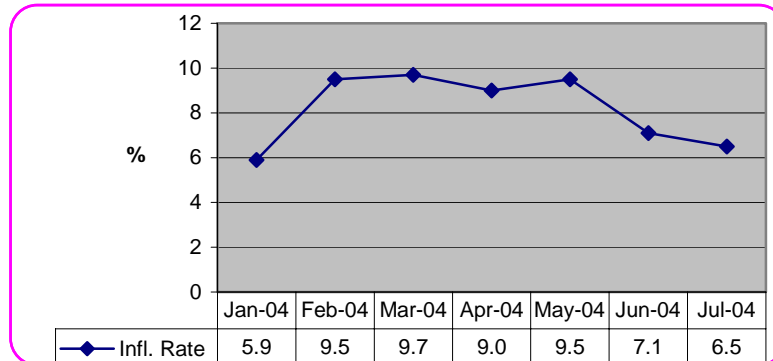
(2) Overall Liquidity Position During Dec.2003- May 2004 :



(3) Inflation rate:

The Inflation rate decreased to 6.5% by the end of the second week of Jul.2004 compared with 7.1% by the end of the second week of the Jun 2004.

The Inflation Rates by the end of the second week during (Jan.-Jul.2004)



(4) Position of Commercial Banks Deposits*:

(SDD Billion)

Particulars	15/6/2004		15/7/2004	
	Local	Foreign	Local	Foreign
Deposits				
Current	242.2	77.4	238.4	80.1
Saving	28.0	2.1	28.7	1.5
Investment	54.8	111.8	55.9	115.9
Margin on L/Cs - L/Gs	6.6	46.0	6.0	44.6
Others	1.9	0.2	1.9	0.1
Sub total	333.5	237.5	330.9	242.2
Total	571.0		573.1	

* Including resident and nonresident deposits.

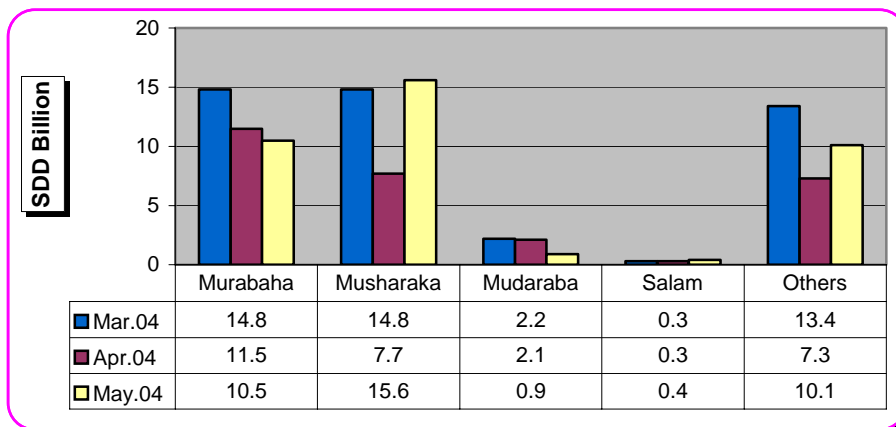
(5) Credit Position During The Period 1-15/7/2004:

(A) Murabaha profit margin and Musharaka share amounted to 10.2 % and 43.3 % respectively.

(B) Murabaha margins rate ranged between 10% (Animal resource Bank) to 25.0 % (Elgadoarif Investments Bank)

(C) Musharaka share ranged between 10 % (Export Development, Faisal, Financial Invest ment and Sudanese French Banks). to 90 % (Faisal Bank)

(D) Flow of Credit by Mode of Finance During March– May.2004



**(E) Commercial Banks' Finance by Sector During May, 2004
(Flow and Position)*:**

(SDD Billion)

Sectors	Flow	Percent %	Position	Percent %
Agriculture	1.9	5.1	27.1	10.5
Industry	3.7	9.9	34.0	13.1
Local Trade	7.0	18.6	86.6	33.4
Exports	4.5	12.0	32.7	12.6
Transport and Storage	2.2	5.9	15.1	5.8
Others	18.2	48.5	63.8	24.6
Total	37.5	100.0	259.3	100.0

*in Local currency.

(6) Exchange Rate:

The exchange rate for US Dollar against the Sudanese Dinar in Bank of Sudan, Commercial Banks and Exchange Bureaus as at 15 Jul.2004 were as follows:

(A) Bank of Sudan:

(SDD)

Buying Rate	258.65
Selling Rate	259.94

(B) Commercial Banks and Exchange Bureaus:

(SDD)

Particulars	Buying Rate		Selling Rate		Most Prevalent Rate	
	Higher	Lower	Higher	Lower	Buying	Selling
Commercial Banks	260.50	259.80	261.20	260.50	260.30	261.00
Exchange Bureaus	263.00	261.00	264.00	261.70	262.00	262.70

* Habib, Byblos, Abu Dhabi, Financial Investment, Agricultural, and Algardarif Banks registered the highest selling and buying rates. whereas, Blue Nile El Mashrique Bank registered the lowest buying and selling rates.

* Emirats Bureau registered the highest buying and selling rates , whereas Alarous Bureau registered the lowest buying and selling rates.

(7) Trade Balance During Jan – Mar2004 :-

(US\$ Million)

	Exports	Imports*	Trade Balance
2002	1,949.1	2,446.4	-497.3
2003	2,542.2	2,881.9	-339.7
2004	752.6	869.3	-116.7
<i>January</i>	238.9	306.4	-67.4
<i>February</i>	280.7	215.0	65.6
<i>March</i>	233.0	347.9	-114.9

* Imports (CIF)

(8) The Foreign Exchange Dealing Room :

(US\$ Million)

Period	Purchases	Sales
<i>1/7 –12/7/2004</i>	26.8	26.3

The Foreign Exchange Dealing Room Summary (2003-2004):

(US\$ Million)

Particulars	1/1-12/7/ 2003	1/1-12/7/ 2004	Change	Percentage %
Purchases	65.3	151.1	85.8	131.4
Sales	358.8	321.7	-37.1	-10.3
Net position	-293.5	-170.6	122.9	-42.0

*The 1st largest seller was Omdurman National Bank (US \$67.1 million, 44.4 % of total purchases).

*The 1st largest buyer was Abu Dhabi National Bank, (US \$ 82.2 million, 25.6 % of total sales).

*The 2nd largest buyer during the period was Saudi Sudanese Bank (US \$40.5 million, 12.6% of total dealing room sales).

(9) Sudanese Oil Exports:

NO. Of Shipment	Date	Quantity *	Price (US \$)**	Value (US \$ Million)	Kind	Imported Country
40/2004	31/5/2004	974,577	23.2	22.6	crude	China
7/2004	1/6/2004	51,159.8	200.0	10.2	Benzene	Jordan
44/2004	3/6/2004	581,891	29.0	16.9	crude	China
6/2004	5/6/2004	25,724.1	350.0	9.0	Benzene	Emirates
45/2004	6/6/2004	950,432	29.0	27.6	crude	China
46/2004	9/6/2004	569,993	29.0	16.5	crude	China
49/2004	20/6/2004	960,115	25.0	24.0	crude	China
48/2004	24/6/2004	951,167	23.2	22.1	crude	China
50/2004	25/6/2004	570,634	23.2	13.2	crude	China
51/2004	28/6/2004	570,362	29.0	16.5	crude	China
52/2004	28/6/2004	380,242	23.2	8.8	crude	China
53/2004	1/7/2004	570,517	29.0	16.5	crude	China

*Quantity of crude oil in Barrel and Benzene in Metric Ton.

**Preliminary prices.

(10) Sudan Financial Services Company:

(A) Central Bank Musharaka Certificates (CMCs) during 30/6 -15/7/2004

Face value One million Sudanese Dinar)

Particulars	No. Of Certificates	Value (SDD Million)
Commercial Banks holdings CMCs at the beginning of the period	10	10
Sold Certificates during the period (+)	0	0
Purchased Certificates during the period (-)	0	0
Commercial Banks Position at the end of the period	10	10

Source: Sudan Financial Services Company

(B) Government Musharaka Certificates (GMCs) As at 15/7/2004 :

Particulars	No. Of Certificates	Value (SDD Million)
Certificates Position at 30 /6/2004	215,488	107,744.0
Issued certificates	0	0
Liquidated certificates	0	0
Position as at 15/7/2004	215,488	107,744.0

Source: Sudan Financial Services Company

(C) Khartoum Stock Exchange Market (During the period 1-15/7/2004):

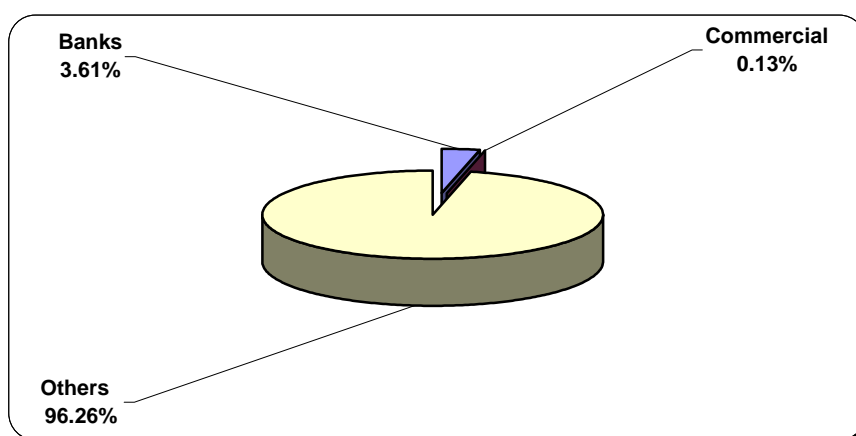
Transactions took place on shares of 8 companies in the banking, commercial ,and other sectors.

Dealing in Shares:

Sector	No. of Shares	Dealing value (SDD Million)	Percentage (%)	No. of contracts
Banking	125,607500	35.36	3.61	23
Commercial	5,982,440	1.26	0.13	6
Others *	255,670	943.69	96.26	54
Total	131,845,610	980.31	100.00	83

*Including Sudan Telecommunication Company (Sudatel) &Sudanese Kuwaiti Transport Company.

Dealing in Shares.



(11) Bank of Sudan Circulars:

General Administration for foreign exchange issued appendix No(6/2004), in 27/6/2004, prohibits the import of Palms Seeding for Sudan from 1/7/2004, according to administrative decree No(43) in 2004 issued by Ministry of Agriculture and Forest, and Ministry of Foreign Trade letter dated 13/5/2004.